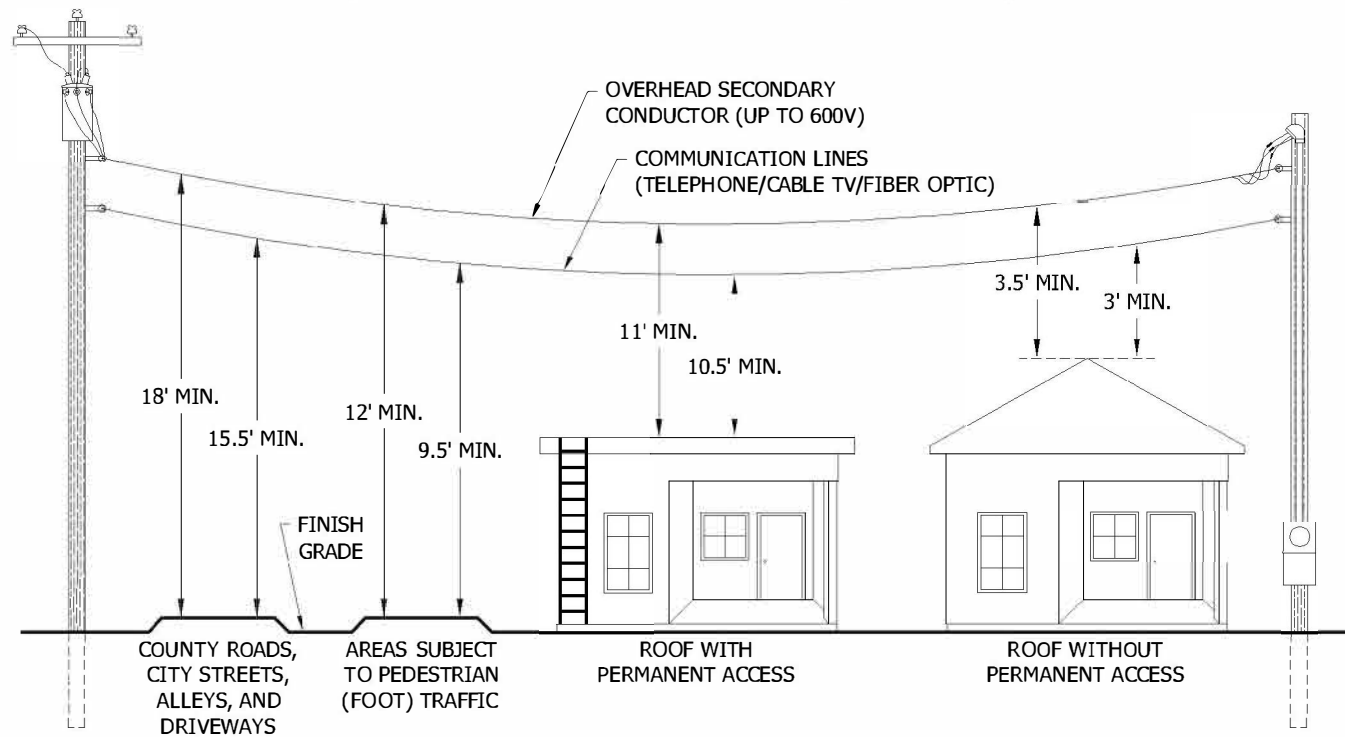
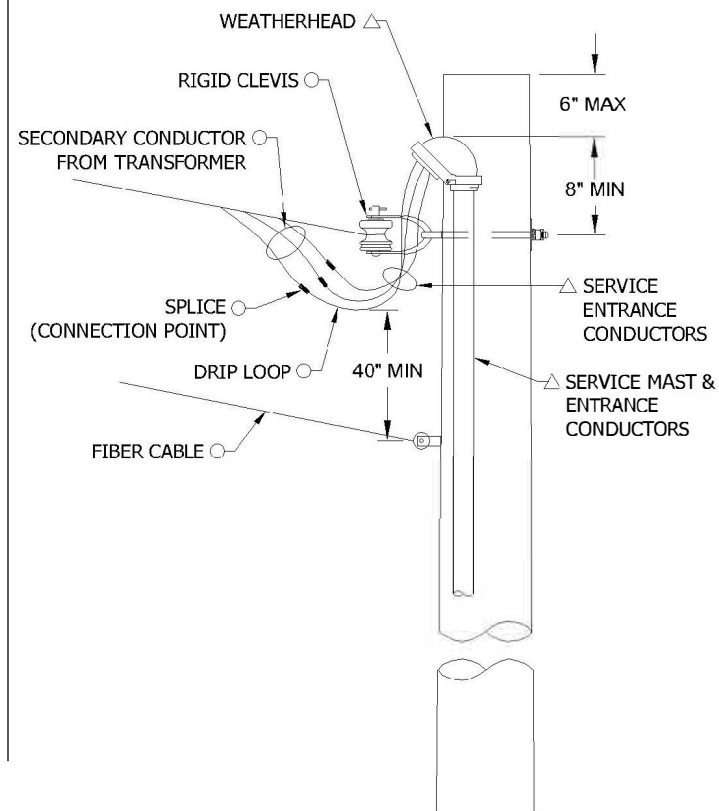
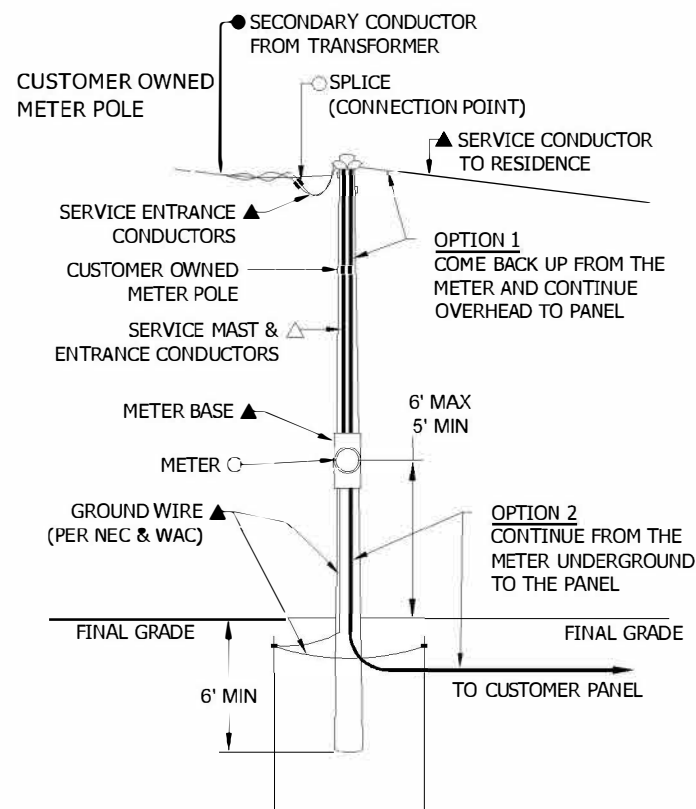


COMMON MINIMUM CLEARANCE REQUIREMENTS



NOTES:

1. THE MINIMUM CLEARANCE FOR ANY CONDUCTOR OVER A STATE HIGHWAY IS 24'.
2. SECONDARY CONDUCTORS CANNOT PASS OVER HOT TUBS OR SWIMMING POOLS. A MINIMUM CLEARANCE OF 15' IS REQUIRED FOR SECONDARY CONDUCTORS PASSING OVERHEAD WITHIN 25' OF A SWIMMING AREA.



OTHER METER BASE INSTALLATION OPTIONS

- ▲ ITEMS PROVIDED AND INSTALLED BY THE CUSTOMER.
- ITEMS OWNED AND INSTALLED BY GRANT PUD.

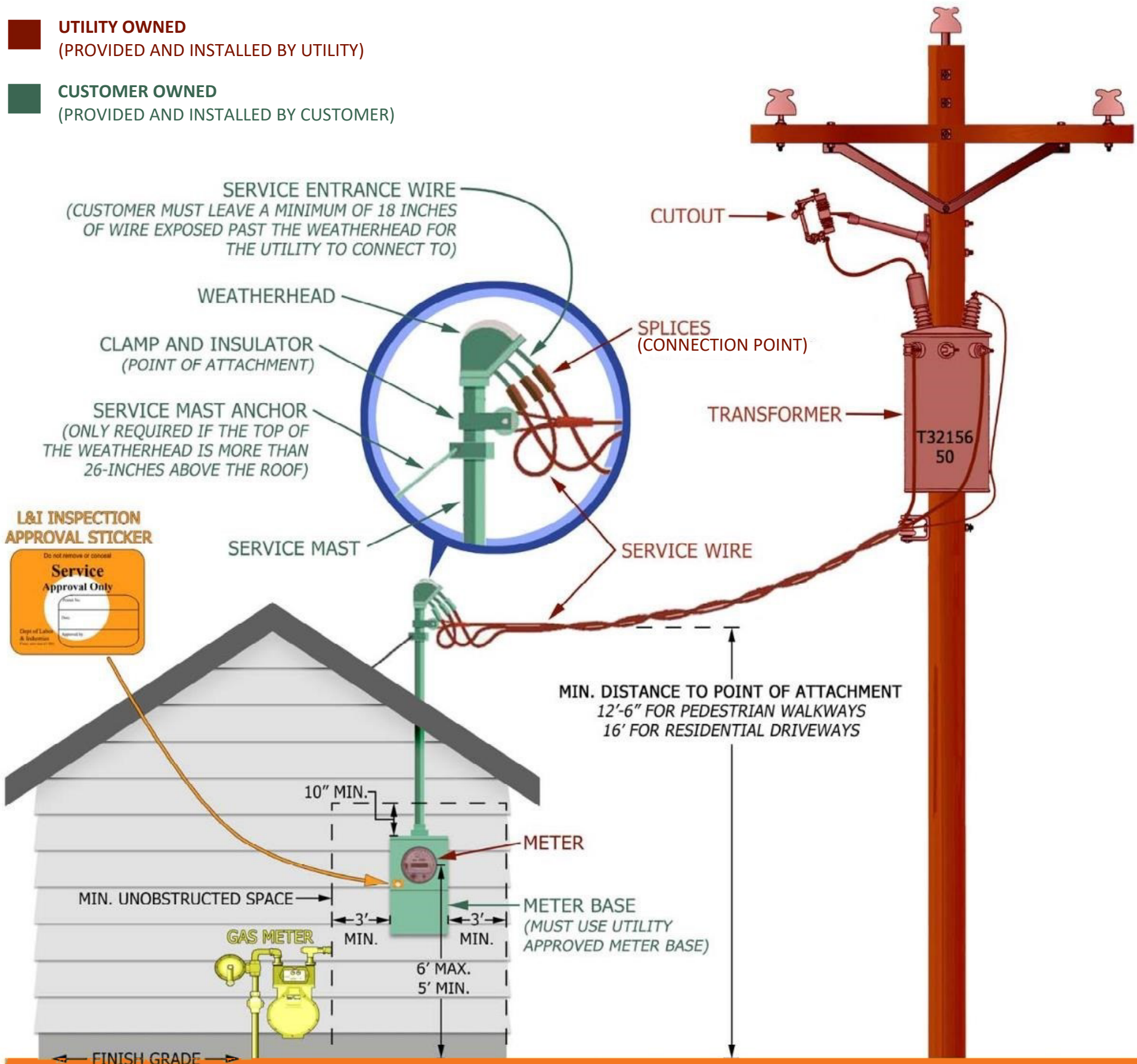


OVERHEAD

RESIDENTIAL SERVICES

UTILITY OWNED
(PROVIDED AND INSTALLED BY UTILITY)

CUSTOMER OWNED
(PROVIDED AND INSTALLED BY CUSTOMER)



OVERHEAD SERVICE DETAIL

1 FILL OUT AN APPLICATION

An application or Service Connection Agreement can be obtained online at grantpud.org/services or at any Grant PUD office. Return your completed application to the Service Expediter (509-766-2501). The Expediter's contact information is on the top of the application.

2 MEET ONSITE

The Service Expediter will contact you to schedule an onsite appointment with a Customer Engineer to talk in depth about your project.

After you have met with a Customer Engineer, the utility will design your new service and send you a cost quote. The utility will also produce (if needed) any easements and/or right-of-way documents required for your project.

3 GET AN L&I PERMIT

Acquire an electrical installation permit from Washington State Department of Labor and Industries (L&I): (509)764-6900.

4 PAY & RETURN DOCUMENTS

The utility will construct its services up to the "connection point" after the cost quote has been paid in full and the required easements (if any) have been returned. For overhead services, the connection point is typically the splices at the end of the service wire.

5 INSTALL YOUR EQUIPMENT

Install your electrical service equipment up to the connection point. This includes your meter base, service mast, weatherhead, clamp and insulator, and service entrance wire.

When all of the electrical equipment has been installed, call the state electrical inspector (L&I at 509-764-6900) to schedule an inspection.

6 GET ENERGIZED

After all construction and installation has been inspected and approved, the cost quote paid in full, and right-of-way cleared, please contact the Service Expediter (509-766-2501) to schedule a Serviceman to energize your service. Please have your L&I permit number available.